



# Science in the Learning Gardens (SciLG): Factors that Support

## Racial and Ethnic Minority Students' Success in Low-Income Middle Schools, 2014-2017

PI: Dilafuz Williams, PhD Co-PIs: Sybil Kelley, PhD, Cary Sneider, PhD, Ellen Skinner, PhD

Research Associate: Heather Brule, MS, Program Coordinator: Claire Lagerwey

Portland State University

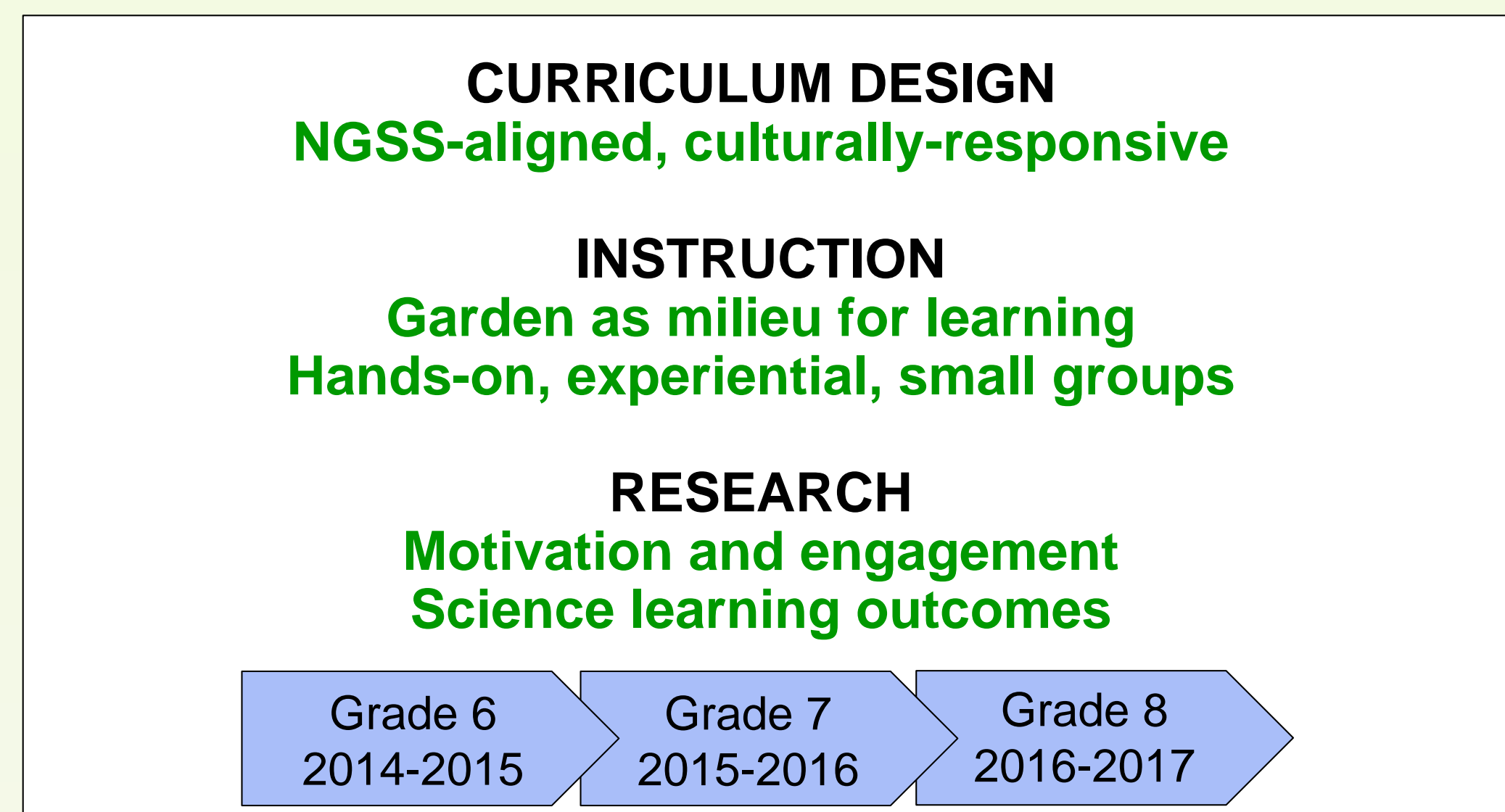


Award # 1418270

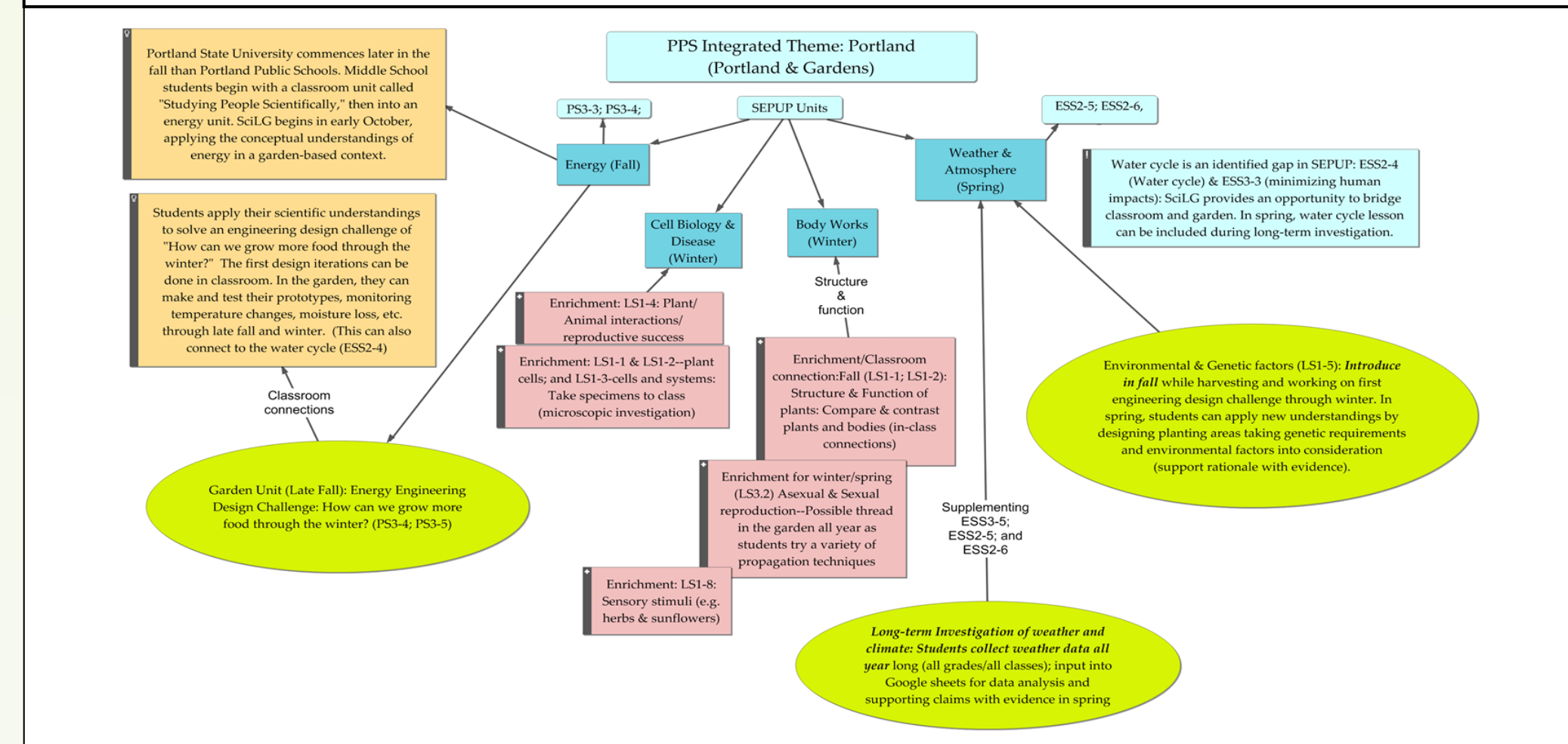
### Project Goals

- To design and implement Science in the Learning Gardens (SciLG) curriculum that aligns with Next Generation Science Standards (NGSS), using school gardens as learning contexts in grades 6, 7, and 8.
- To investigate the extent to which SciLG project activities predict students' STEM identity, motivation, learning, and grades in science using a model of motivational development.

**Setting**  
SciLG is implemented in grade 6 (2014-15), grade 7 (2015-16), and grade 8 (2016-17) in two urban schools. It is supported by science teachers and a multidisciplinary team of university educators and community members.



### SAMPLE 6<sup>th</sup> Grade SciLG Map



**Theory of Change**  
By offering curricular and instructional experiences informed by motivational processes (relatedness, competence, autonomy, purpose) as described by self-determination theory, SciLG intends to support students' **STEM identity, science engagement, science learning and achievement.**

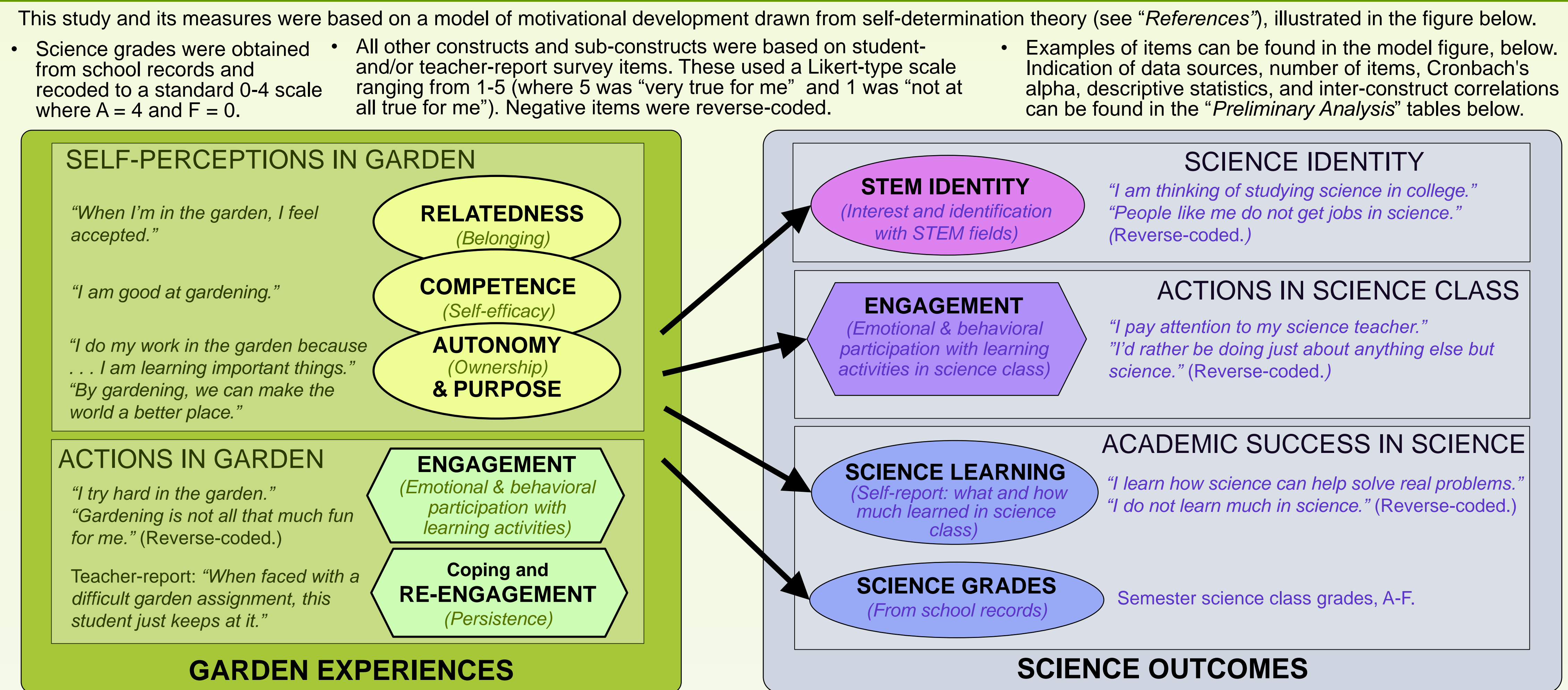
### Research Questions (RQs)

- RQ1: Concurrent effects of garden experiences on science outcomes**  
Do students' experiences (of relatedness, competence, autonomy and purpose, engagement and re-engagement) in SciLG gardening activities predict four science outcomes (STEM identity, science-class engagement, science learning, and science class grades)?
- RQ2: Longitudinal effects of garden experiences on science outcomes**  
Do effects of experiences in SciLG gardening activities in the Spring predict the four science outcomes the next Fall?

### Methods

- Participants**
- Cohort of 113 students during Spring of 6<sup>th</sup> grade year and Fall of 7<sup>th</sup> grade year.
  - 59% female.
  - 25% Asian, 2% Black, 26% Latino/Hispanic, 27% White, 18% Multiple ethnicities, 1% other ethnicities.
  - 82% free or reduced lunch; 51% students' home language non-English.
- Design**
- Surveys administered in Spring of one school year and Fall of the next year in science classes by trained researchers/volunteers.
  - Students and their science teachers rated agreement with Likert-type survey items (ranging from 1-5) assessing motivational processes in SciLG gardening activities and science class (see "Research Model and Measures").
  - Science class grades collected from school records.

### Research Model and Measures



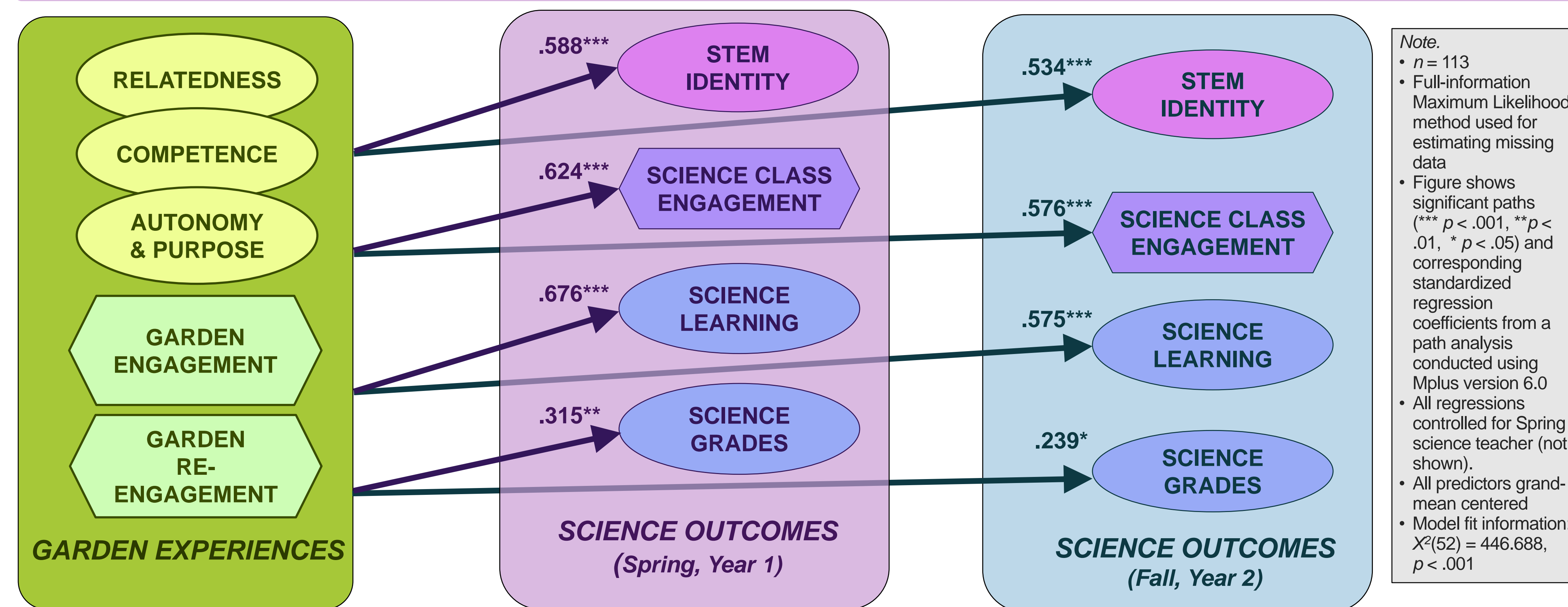
### Results

Preliminary Analysis 1: Descriptive Statistics and Scale Information						Preliminary Analysis 2: Inter-construct Correlations						
Construct, Sub-construct	# of items	Mean	Spring S.D.	α	Fall S.D.	Construct	Time point	Garden Experiences	STEM Identity (Spring)	Science Eng. (Spring)	Science Learning (Spring)	Science Grade (Spring)
<b>Predictor: Garden Experiences (Total)</b>	34	3.898	.780	.942	--	<b>Garden Experiences</b>	Spring	--	--	--	--	--
Self-perceptions: Relatedness, Competence, Autonomy & Purpose (Student-report)	20	3.780	.898	--	--	<b>STEM Identity</b>	Spring	.589	.371	--	--	--
Garden Engagement (Student-report)	12	3.959	.804	--	--	<b>STEM Identity</b>	Fall	.505	--	--	--	--
Garden Re-engagement (Teacher-report)	2	3.985	1.154	--	--	<b>Science Engagement</b>	Spring	.672	.571	.479	--	--
<b>Four Science Outcomes:</b>						<b>Science Engagement</b>	Fall	.510	.384	.479	--	--
<b>STEM Identity (Student-report)</b>	9	3.218	1.034	.916	3.396	<b>Science Learning</b>	Spring	.701	.643	.837	.521	--
<b>Science Engagement (Student-report)</b>	12	3.835	.924	.920	3.815	<b>Science Learning</b>	Fall	.542	.327	.463	.521	--
<b>Science Learning (Student-report)</b>	7	3.815	1.030	.919	3.799	<b>Science Learning</b>	Spring	.267**	.300**	.228*	.221*	.538
<b>Science Grades (School records)</b>	n/a	3.088	.939	n/a	3.367	<b>Science Grades</b>	Spring	.187*	.163(n.s.)	.208*	.207*	.538
							Fall	.187*	.163(n.s.)	.208*	.207*	.538

Note. n = 113. Abbreviations: "S.D." standard deviation; "α" Cronbach's alpha. Science grades ranged from 0 ("F", lowest) to 4.0 ("A", highest). All other constructs could range from 1 ("not at all true") to 5 ("very true"). Negative items reverse-coded.

### Analysis

**RQ1: Students' Spring garden experiences significantly predicted all four science outcomes, concurrently.**



### Summary of Findings

This study explored the extent to which SciLG activities seemed to support diverse students' science outcomes, both concurrently and over time.

**Findings for RQ1:** When examining the study's first cohort of students in the Spring of their 6<sup>th</sup> grade year, a combined measure of **students' motivational processes in SciLG gardening activities** was a significant and positive predictor of four hypothesized science outcomes. That is, SciLG activities in the garden appeared to transfer back into the science classroom (via **grades, learning, and motivation**) and help students' **identification with the STEM field** at large.

**Findings for RQ2:** The 6<sup>th</sup> graders' Spring SciLG gardening experiences also significantly predicted their four science outcomes in the Fall as 7<sup>th</sup> graders. That is, despite adjourning for summer vacation and entering new science classrooms, it seemed that students' Spring gardening experiences served as positive resources for their science motivation and achievement as they began the next school year.



### Discussion

- Strengths**
- SciLG uses quantitative research to document the outcomes of its hands-on, experiential, NGSS-aligned gardening curriculum; a sample of highly-diverse, largely low-income middle school students are followed over a three-year period, from 6<sup>th</sup> to 8<sup>th</sup> grade.
- Limitations and Future Studies**
- Small sample size limits generalizability of findings to other schools and samples, hence results should be interpreted accordingly.
  - Ongoing studies will follow the cohort into their 7<sup>th</sup> and 8<sup>th</sup> grades, with a focus on detecting the *processes* by which SciLG gardening activities might support science outcomes.
- Implications**
- This study offered preliminary support for SciLG garden activities promoting STEM equity. Participating in SciLG activities seemed to help diverse students not only garner interest in STEM fields, but also think of themselves as individuals who could be successful and valued as STEM contributors.
  - The findings lent support for the current motivational model, based on self-determination theory, as a means for capturing the "active ingredients" of SciLG activities.



**References**

Deci, E. L., & Ryan, R. M. (1985). *Intrinsic motivation and self-determination in human behavior*. New York: Springer Science & Business Media.

National Research Council. (2015). *Guide to implementing the Next Generation Science Standards*. Washington, D.C.: National Academies Press.

Saxton, E., Burns, R., Holveck, S., Kelley, S., Prince, D., Rigelman, N., & Skinner, E. A. (2014). A Common Measurement system for K-12 STEM education: Adopting an educational evaluation methodology that elevates theoretical foundations and systems thinking. *Studies in Educational Evaluation*, 40, 18-35.

Skinner, E. A., Chi, U., & the Learning-Gardens Educational Assessment Group (2012). Intrinsic motivation and engagement as "active ingredients" in garden-based education: Examining models and measures derived from self-determination theory. *Journal of Environmental Education*, 43(1), 16-36.

Williams, D. R. & Brown, J. D. (2012). *Learning Gardens and sustainability education: Bringing life to schools and schools to life*. New York, NY: Routledge.

**Any opinions, findings, and conclusions or recommendations are those of the authors and do not necessarily reflect the views of the National Science Foundation.**

**CONTACT:** Principal Investigator, Dr. Dilafuz Williams, [williamsdi@psd.edu](mailto:williamsdi@psd.edu)